

HOW TO RESET YOUR ISOLVED PASSWORD

INTRODUCTION

SUMMARY

If you have forgotten your isolved password, then you can reset it.

PREREQUISITES

Go to <https://ironroad.myisolved.com/cloudservice>. This can be completed on your isolved mobile app.

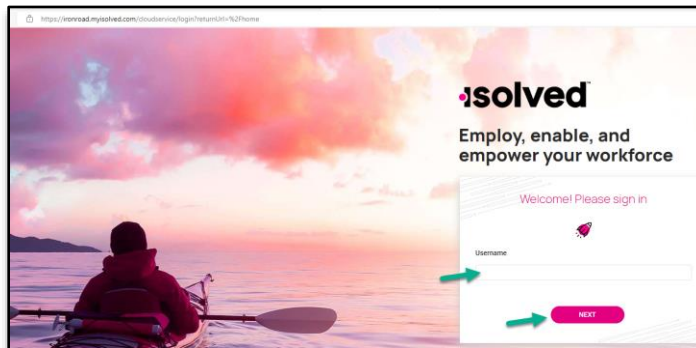
SYSTEM MENU PATH

isolved Login page.

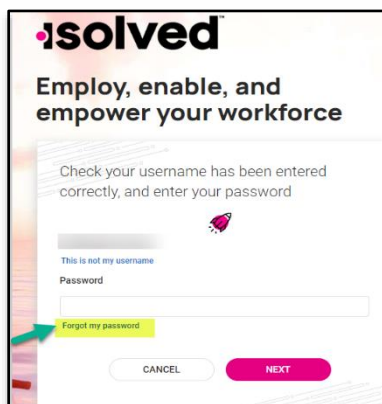
REPORTS

PROCEDURE

1. Access <https://ironroad.myisolved.com/cloudservice>.
2. Enter your username and click Next.

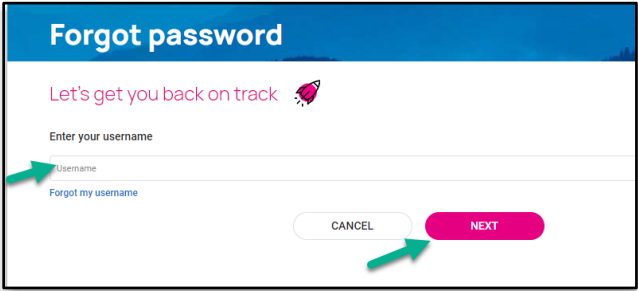


3. Click "Forgot my password".

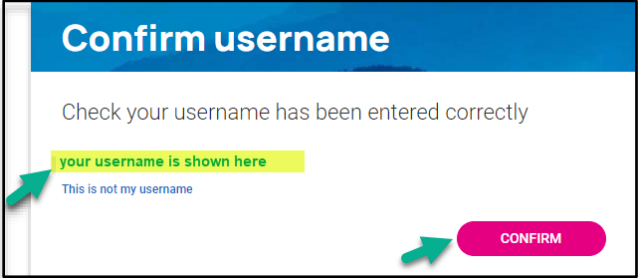


HOW TO RESET YOUR ISOLVED PASSWORD

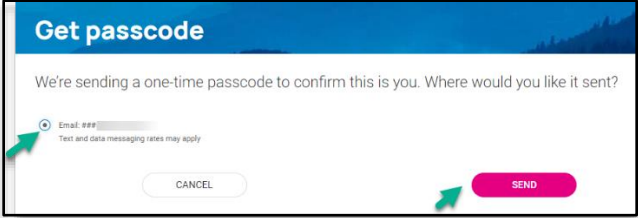
4. Enter your username again and click Next.



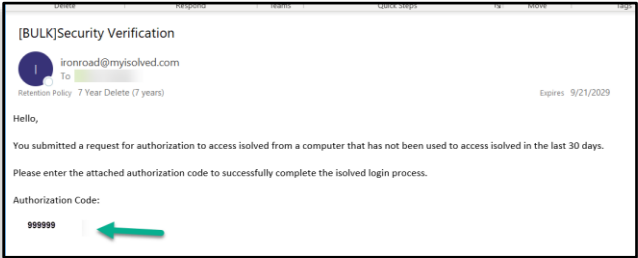
5. Ensure it's entered correctly and click Next.



6. Select for the system to send you a code and click Confirm.



Here is a sample of the email:



HOW TO RESET YOUR ISOLVED PASSWORD

7. Enter the code and click Next.

Enter passcode

Message sent! Enter your one-time passcode

One-time passcode

CANCEL NEXT

8. Answer your security question, and enter a new password, typing it twice. Click Save.

Reset password

Answer your security question

Where did you meet your significant other?

Answer

Choose a password

Your password must contain the following:

- At least one lower case alpha [a-z]
- At least one upper case character [A-Z]
- At least one number
- At least one special character
- At least 12 characters

You cannot use an old password.

Enter new password

New password

Reenter new password

Confirm new password

CANCEL SAVE

RESULTS & NEXT STEPS

isolated will log you in.